

Surface Mount Crystal

•SR3-25 (8.0 x 3.8 x 2.6 mm)

NKG

Factory
Direct to
the USA

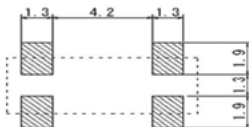
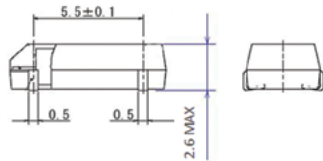
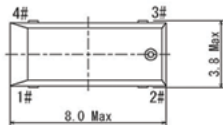
Electrical Specifications

SMD 32.768 KHz		
SR3-25		
RESIN MOLD		SR3-25
PARAMETER	CONDITION	
FREQUENCY		32.768 KHz
DIMENSIONS		8.0 x 3.8 x 2.6 MM
LOAD CAPACITANCE (CL)	STANDARD	12.5 pF
	OPTIONAL	6,7, 9 pF
STATIC CAPACITANCE (Co)		1.35 pF TYPICAL
EQUIVALENT SERIES RESISTANCE (ESR)		50 K OHM MAX
MOTIONAL CAPACITANCE (C1)		3.0 pF TYP
DRIVE LEVEL		1.0 uW MAX
FREQUENCY MODE		FUNDAMENTAL
FREQ. TOLERANCE AT +25C	STANDARD	+/-20 PPM
	OPTIONAL	+/-10 PPM, +/-30 PPM
TURNOVER TEMPERATURE		+25°C, +/-5°C
TEMPERATURE COEFFICIENT		-0.04 PPM/°C^2
OPERATING TEMP. RANGE		-40°C TO +85°C
STORAGE TEMP. RANGE		-55°C TO +105°C
AGING	FIRST YEAR	3 PPM
HERMETIC SEALED		YES - COLDWELD
INSULATION RESISTANCE		500 MΩ MIN
SOLDER PADS	QTY:	4 (XTAL =1&4, 2&3 =GND)
RoHS STATUS		COMPLIANT
LEGACY P/N		01-CR3-25

NOTES:

Dimensions (Unit:mm)

*NKG Crystal Part Example Key



Solder Pad Layout



*NOT TO SCALE

SR3 - 25 - 32K768 - 12.5 - 20 - M

Family
(a grouping of similar parts sharing common attributes and features)

Package (if necessary)

Frequency

Temperature Range Celsius
C = -10° to +60°
E = -20° to +70°
M = -40° to +85°

Frequency Tolerance at 25° C

CL (load capacitance)

Contact

www.nkg-usa.com/contactnkg